PDF File

PARTS OF SPEECH

NOUNS, PRONOUNS, ADJECTIVES, AND PREPOSITIONS

Unit Overview: In this unit you will work with the parts of speech. You need an understanding of these in order to write effectively. This unit will pertain to nouns, pronouns, adjectives, and prepositions.

Nouns

Nouns are words used to indicate a person, place or thing. Nouns can be common or proper.

Common and Proper Nouns

Common nouns refer to ordinary, everyday things. **Proper nouns** refer to specific things, usually things that have names. Proper nouns are always capitalized. The chart below shows some examples of common and proper nouns. Some of the common nouns in the first column have been replaced by proper nouns in the second column. The nouns are **red**.

Common Nouns	Proper Nouns
The **cat** sleeps on the **bed**.	**Snowball** sleeps on the **bed**.
My **son** plays **basketball**.	**Brett** plays **basketball**.

My **daughter** goes to **school**.	**Emily** goes to **Richmond Elementary**.

Abstract Nouns

Most nouns are things that you can see, hear, touch, smell, or taste. They are things that you can observe with your five senses. However, some nouns are abstract. **Abstract nouns** things that you ***cannot*** see or touch; they are ideas. The chart below shows some abstract nouns.

Examples of Abstract Nouns		
courage	honesty	curiosity
respect	friendship	character
bravery	trust	dedication
loyalty	joy	hope

Below are some examples of abstract nouns used in sentences. The abstract nouns are **red**.

Everyone was grateful for the policeman's **courage**.



It is important to have **trust** in a **friendship**.

I have great **respect** for my teacher.

Concrete Nouns

This type of noun refers to things that can be seen or touched. For example: chair, desk, book, car, etc.

Put your **notebook** on the **desk**.

Please unlock the **door** with the **key**.

The **cars** were backed up for miles.

Now answer questions 1-10

Pronouns

Pronouns are words that take the place of nouns. Pronouns can be divided into various classes.

Personal Pronouns refer to a specific person, place, or thing. They are used when you are showing ownership of something, and they can change form in the different persons.

The chart below shows some of the most common personal pronouns.

	Singular	Plural
First Person	I, me, my, mine	we, us, our, ours
Second Person	you, your, yours	you, your, yours
Third Person	she, her, hers, he, him, his, it, its	they, them, their, theirs

Indefinite Pronouns refer to general persons, places, or things, not specific ones. The chart below shows some examples of indefinite pronouns.

Common Indefinite Pronouns				
all	another	any	anybody	anyone
anything	both	each	either	enough
everybody	everyone	everything	few	half
little	many	more	most	much
neither	no one	nobody	none	nothing
one	other	others	several	some
somebody		someone		something

Relative Pronouns

Relative pronouns are pronouns that are used to introduce an adjective clause. Relative pronouns include the following:

who **whom** **whose** **which** **that**

The sentences below contain relative pronouns. The relative pronouns are green.

Sounder is a book which was written by William H. Armstrong.
Patty is the only person whom I trust completely.
The mayor of our town is a person who has big responsibilities.
The rain, which began suddenly, ended after five minutes.
Streets that are busy should be crossed carefully.

Each relative pronoun begins a group of words called a clause. In the first sentence, the word ***which*** begins the clause ***which was written***. In the last sentence, the word ***that*** begins the clause ***that are busy***.

Interrogative Pronouns

Pronouns that are used to ask questions are called interrogative pronouns. Interrogative pronouns contain the following:

who **whom** **whose** **which** **that**

Who said that?
Which way did they go?
Whom did she choose from the Bush White House?

Demonstrative Pronouns

Demonstrative pronouns are used to point things out.

this **that** **these** **those**

I like **this** shirt better than **that** red shirt.
What do you think of **these** shoes? Or do you like **those** shoes the better?

Reflexive Pronouns

The reflexive pronouns are ***myself*, *yourself*, *himself*, *herself*, *itself*, *oneself*, *ourselves*, *yourselves*, and *themselves***. In the statements "**I** see **him**" and "**She** sees **you**", the objects are not the same persons as the subjects, and regular pronouns are used. However, when the person being seen is the same as the person who is seeing, the reflexive pronoun is used: "**I** see **myself**" or "**She** sees **herself**". ***Please note: hisself and theirselves are not words.***

myself	**Yourself**	**Himself**	**Herself**	**oneself**
Yourselves	**themselves**	**itself**	**ourselves**	

- **Always singular** myself, himself, herself, yourself, itself

"I like to describe **myself** as the first post-Cold War President," Clinton said.
She is not shy about giving **herself** credit for finishing the group report.

Always plural ourselves, themselves, yourselves

We gave **ourselves** a second chance to complete the course.
Did they lock **themselves** out of the house again?
Give **yourselves** a pat on the back for a job well done.

Now answer questions 11-20

Prepositions

Prepositions are small words such as "with" and "into" that themselves are difficult to define in words. Suffice it to say that prepositions create a relationship between other words in a sentence by linking phrases to the rest of the sentence.

Prepositions can be found virtually anywhere in the sentence.

The following words are the most commonly used prepositions:

about	***below***	***excepting***	***off***	***toward***
above	***beneath***	***for***	***on***	***under***
across	***beside(s)***	***from***	***onto***	***underneath***
after	***between***	***in***	***out***	***until***
against	***beyond***	***in front of***	***outside***	***up***
along	***but***	***inside***	***over***	***upon***
among	***by***	***in spite of***	***past***	***up to***
around	***concerning***	***instead of***	***regarding***	***with***
at	***despite***	***into***	***since***	***within***
because of	***down***	***like***	***through***	***without***
before	***during***	***near***	***throughout***	***with regard to***
behind	***except***	***of***	***to***	***with respect to***

Now answer questions 21-30

Adjectives:

An adjective is often defined as a word which describes or gives more information about a noun or pronoun. Adjectives describe nouns in terms of such qualities as size, color, number, and kind. In the sentence: The lazy dog sat on the rug, the word lazy is an adjective which gives more information about the noun dog.

We can add more adjectives to describe the dog as well as in the sentence: The lazy, old, brown dog sat on the rug. We can also add adjectives to describe the rug as in the sentence: The lazy, old, brown dog sat on the beautiful, expensive, new rug. The adjectives do not change the basic meaning or structure of the sentence, but they do give a lot more information about the dog and the rug. As you can see in the example above, when more than one adjective is used, a comma (,) is used between the adjectives.

An adjective modifies a noun or pronoun. In this case, "modifies" means "tells more about." Adjectives are words that describe things.

I planted **red** flowers in the **round** pot.
The **long-eared** rabbit nibbled the **little** carrots.

Adjectives can answer the question "What kind?" (**red** flowers; **little** carrots)

Possessive Adjectives

A possessive adjective modifies a noun by telling whom it belongs to. It answers the question "Whose?" Possessive adjectives include *his, her, its, my, our, their*, and *your*.

You can share **my** rice.
Have you seen **their** house?

Demonstrative Adjectives

The demonstrative adjectives *that, these, this, those,* and *what* answer the question "Which?"

I'm going to open **that** present.
Those socks look warm.

A demonstrative adjective may look like a demonstrative pronoun, but it is used differently in the sentence: it is an adjective, used to modify a noun or pronoun.

Interrogative Adjectives

The interrogative adjectives *what* and *which* are used in a question. They help to ask about something.

What movie do you want to see?
Which leaves turn color first?

An interrogative adjective may look like an interrogative pronoun, but it is used differently in the sentence: it is an adjective, used to modify a noun or pronoun.

Indefinite Adjectives

An indefinite adjective gives indefinite, or general, information. Often, it answers the question "How much?" Some common indefinite adjectives are *all, any, each, every, few, many,* and *some.*

Many children like dinosaurs.
Did you want **some** bananas?

An indefinite adjective may look like an indefinite pronoun, but it is used differently in the sentence: it is an adjective, used to modify a noun or pronoun.

Now answer questions 31-40

Don't forget to keep reading *Sounder*. There will be more questions in the units to follow.



PDF File

CONFLICTS, CAUSES & EFFECTS, FACTS & OPINIONS

Unit Overview: In this unit, you will study conflicts, facts, opinions, causes and effects.

Conflict: the struggle between two opposing forces in a narrative story or drama. Conflict is the source of action in a story, the reason the plot moves forward. For action to be convincing, some motivation for the conflict must be given in the story. Most critics recognize two basic kinds of conflict, external and internal. In most stories, conflict is not simple. The main character is involved in a complex struggle:

- **External Conflict**: the struggle between one character in a work of fiction and another character or force outside himself. The struggle between characters may be a physical combat or a battle of wits. The conflict with a force outside a character may be, for example, with society, nature, or fate. In other words, it's against other characters; against outside forces; person vs. person; person vs. society; person vs. nature; person vs. technology (or machines).

- **Internal Conflict:** the conflict within the mind of a character in a story. For example, a character may struggle with his conscience, his passions, or his pride. In other words, it's within himself; a character struggles with himself/herself and his/her opposing needs, desires, or emotions. Internal conflicts are also described in general terms: Person vs. Himself/Herself.

Decide which type of conflict exists in these plot summaries: (internal or external)

Summary	Internal	External

1. Shary works to regain her self respect.		
2. Alex and his mom argue about a curfew.		
3. Two children must find their way home through a severe snowstorm.		
4. Brett learns to conquer his fear of flying.		
5. Trish tries to control her temper.		
6. Tina writes a letter to the governor to protest the building of the new highway.		
7. The platoon valiantly holds off the enemy.		
8. Emily speaks out against what she believes is an injustice.		

Answers: 1. Internal 2. External 3. External 4. Internal 5. Internal 6. External 7. External 8. External

How did you do?

Now answer questions 1-5

Fact and Opinion:

A statement of fact expresses only what actually happened, or what could be proven by objective data.

A statement of opinion expresses an *attitude* toward something – it makes a judgment, view, or conclusion, or gives an opinion that cannot be proven true or false.

Fact	Opinion
Pilgrims sailed on the ship "Mayflower.	Everyone had an enjoyable voyage.
George Washington was the first U.S. President.	George Washington didn't smile because of his false teeth.
	Earth has the best atmosphere.

Earth is one of the planets in our Solar System.	
All mammals have live births.	Mammals are really cuddly.

Fact vs. Opinion (04:21)

Directions: Identify the information in the sentence either as a fact or an opinion.

Now answer questions 6-15

Cause and Effect:

Cause/Effect explains how one event causes another event to happen.

IDENTIFYING CAUSE AND EFFECT

Some fish can be described as doing the work of dentists, because they clean fungi and bacteria from the teeth of larger fish.

Because the wind carries smog to remote areas, some days the smog in the Arctic can rival that of Los Angeles.

What do both of these situations have in common? In each case, one event brought about a second event. When one event leads to another event, you have a cause-and-effect relationship.

- The **cause** is why something happens.
- The **effect** is what happens; it's the result.

You use cause and effect every day when you solve problems and make decisions. As a result, understanding causes and effects is extremely important in both day-to-day living and long-range planning. Learning to identify cause and effect relationships can help you understand what has happened.

WHAT TO LOOK FOR

To recognize cause and effect relationships, follow these guidelines:

- Look for stated cause-and-effect relationships

The cause always happens before the effect: something happens, which leads to a result. Sometimes the writer clearly states what makes something happen and why it happens. But the cause and effect do not have to be presented in order in the passage. The effect may be presented first, even though the cause occurred earlier. For example:

  - The North Pole has 24 hours of daylight on the first day of the summer, because the sun never drops below the horizon on that day.
  - Effect: the North Pole has 24 hours of daylight on the first day of summer
    Cause: the sun never drops below the horizon on that day

- Look for unstated cause-and-effect relationships

In some paragraphs, the cause-and-effect relationship is not directly stated. In these cases, you will have to "read between the lines" to find the cause-and-effect relationship. Use clues from the paragraph to identify a cause-and-effect relationship.

  - To find the effect, ask yourself: "What happened?"
  - To find the cause, ask yourself: "Why did it happen?"

- **Look for signal words**

  Look for the signal words that show cause-and-effect relationships. Here are some common words that frequently signal cause and effect :

because	so	so that	if...then
consequently	thus	since	for
for this reason	as a result	therefore	due to
this is how	nevertheless		

- Look for effects that are also causes

Effects can form a chain in which one effect goes on to cause a second effect, which may then cause a third effect and so on. Study this example:

When people cut down trees to clear land, they destroy the habitats of birds. This reduces the number of nest sites. As a result, fewer baby birds are hatched, and the bird population declines.

  - Cause 1: People cut down trees.
  - Effect 1: The habitats of birds are destroyed.
  - Effect 2: The number of nest sites is reduced.
  - Effect 3: Fewer baby birds are hatched.
  - Effect 4: The bird population declines.

Directions: Answer the question by referring to ***Sounder*:**



Now answer questions 16-23

RECIPROCALS AND DIVISION OF FRACTIONS

Sometimes when we divide fractions, the answer will be larger than either of the numbers being divided. That seems strange for division, but when fractions are involved, it can happen.

In division we use reciprocals. The reciprocal of a fraction is its inverse. The product of a fraction and its reciprocal is one. For example: the reciprocal of 2/3 is 3/2 because 2/3 times 3/2 equals one.

To divide fractions, multiply the first fraction by the reciprocal of the second fraction.

Write fraction answers using the form in these examples.

Example 1: two-thirds is written as 2/3.
Example 2: five and three fourths is written as 5 3/4.

Reciprocals

The **reciprocal** (inverse) of a fraction is the fraction that is multiplied by the original fraction to equal one (1).

For example, the **reciprocal** of $\frac{1}{2}$ is $\frac{2}{1}$ because $\frac{1}{2}\times\frac{2}{1}=\frac{1}{\cancel{2}^{1}}\times\frac{\cancel{2}^{1}}{1}=\frac{1}{1}=1$.

*To find the reciprocal of a proper fraction, just "flip" the fraction.

Example 1: What is the reciprocal of 3/5?

Flip the fraction: $\frac{3}{5}\rightarrow\frac{5}{3}$.

The reciprocal of 3/5 is 5/3.

*To find the reciprocal of a mixed number, first write the mixed number as an improper fraction, and then "flip" the fraction.

Example 2: What is the reciprocal of 2 3/4?

First, write the fraction as an improper fraction.

$$2\frac{3}{4}=\frac{4\times2+3}{4}=\frac{11}{4}$$

Then, flip the fraction: $\frac{11}{4}\rightarrow\frac{4}{11}$.

The reciprocal of 2 3/4 is 4/11.

Division of Fractions

Introduction to Division of Fractions

A child's bracelet is four (4) inches long. Each of the links is a half-inch long. How many links are in the chain?

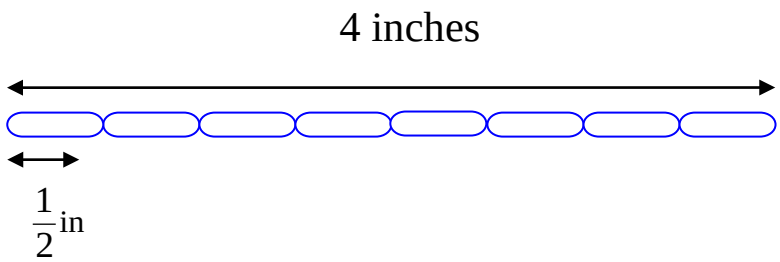

Count the 1/2-inch links to determine the number of links in the bracelet. There are eight. Four divided by one-half equals eight.

$$\boxed{4 \div \frac{1}{2} = 8}$$

It takes eight half-inch links to make up a bracelet four inches long.

*Recall that the answer to a division problem is called the **quotient**, the number being divided is the **dividend**, and the number that the dividend is being divided by is the **divisor**.

$$4 \div \frac{1}{2} = 8$$

*Notice, that in this division problem of fractions, the dividend (4) and the divisor (1/2) are both smaller than the quotient (8). Interesting!!!

To divide fractions, multiply by the **reciprocal or inverse** of the second fraction.

Let's revisit the problem above, and solve it using the algorithm (mathematical process) for dividing fractions.

Example 1: Find the quotient of 4 divided by 1/2.

*Note: When entering a division problem via the keyboard, it would look like 4 / (1/2) . The first slash (/) represents division and the second slash is part of the fraction.

$$4 \div \frac{1}{2} =$$

$$= \frac{4}{1} \div \frac{1}{2}$$ (Write 4 as a fraction $(\frac{4}{1})$.)

$$= \frac{4}{1} \times \frac{2}{1}$$ (Multiply by the reciprocal.)

$$= \frac{4 \times 2}{1} = \frac{8}{1} = 8$$ (Multiply the numerators and the denominators.)

Dividing Fractions and Mixed Numbers

Now, we'll take a look at several examples of division of fractions and mixed numbers.

Example 2: Find the quotient of 3/4 divided by 4/5.

$$\frac{3}{4} \div \frac{4}{5} =$$

$$= \frac{3}{4} \times \frac{5}{4}$$ (Multiply by the reciprocal.)

$$= \frac{3 \times 5}{4 \times 4}$$ (Multiply the numerators and the denominators.)

$$= \frac{15}{16}$$

Example 3: Find the quotient of 2/3 divided by 8/9.

$$\frac{2}{3} \div \frac{8}{9} =$$

$$= \frac{2}{3} \times \frac{9}{8}$$ [Multiply by the reciprocal.]

$$= \frac{\cancel{2}^{1}}{\cancel{3}^{1}} \times \frac{\cancel{9}^{3}}{\cancel{8}^{4}}$$ [Use cancelling.]

$$= \frac{1 \times 3}{1 \times 4} = \frac{3}{4}$$

Example 4: Find the quotient of 12 divided by 3/5.

$$12 \div \frac{3}{5} =$$

$$= \frac{12}{1} \times \frac{5}{3}$$ [Multiply by the reciprocal.]

$$= \frac{\cancel{12}^{4}}{1} \times \frac{5}{\cancel{3}^{1}}$$ [Use cancelling.]

$$= \frac{4 \times 5}{1 \times 1} = \frac{20}{1} = 20$$

Example 5: Find the quotient of 2 2/7 divided by 6 2/3.

$$2\frac{2}{7} \div 6\frac{2}{3} =$$

$$= \frac{16}{7} \div \frac{20}{3}$$

Change both mixed numbers to improper fractions.

$$= \frac{16}{7} \times \frac{3}{20}$$

Multiply by the reciprocal.

$$= \frac{\cancel{16}^{4}}{7} \times \frac{3}{\cancel{20}^{5}}$$

Use cancelling.

$$= \frac{4 \times 3}{7 \times 5} = \frac{12}{35}$$

Click on the gears below to play a game.

DECIMAL DIVISION

Decimal division is useful in every day mathematics like dividing money amounts equally and finding averages. A critical point with division of decimals is placing the decimal point correctly. We will practice many types of decimal division.

Divide Decimals

Dividing Decimals by Whole Numbers

To divide a decimal by a whole number, place the decimal point in the quotient above the decimal point in the dividend.

quotient – the answer to a division problem

dividend – the number that is to be divided

divisor – the number by which the dividend is being divided

Example 1: Find the quotient.

Divide: 16.8 by 24

Estimate
20 ÷ 20 = 1

Divisor ↘ 24)16.8 ← *Quotient*

0.7

16 8 ← *Dividend*

The quotient of 16.8 divided by 24 is 0.7.

☑*Quick Check*: The estimate of 1 is close to 0.7.

Dividing By Decimals in Tenths

To divide a decimal by a decimal:

- Make the divisor a whole number.

  Do this by multiplying the divisor by the power of ten that would **move the decimal point to the right of all of the digits in the divisor.**

- Multiply the dividend by the same power of ten used to make the divisor a whole number.

There are five steps in long division:

Divide	÷
Multiply	×
Subtract	–
Compare	*compare*
Bring Down	*bring down*

Example 2: Find the quotient.

Divide: 29.24 by 3.4

Estimate
30 ÷ 3 = 10

$$\begin{array}{r} \\ 3.4\overline{)29.24} \\ 16\,8 \\ \hline \end{array}$$

The divisor and dividend must be multiplied by 10 to make the divisor a whole number. The short cut for multiplying by 10 is move the decimal

For this problem, repeat the "five steps of long division" until the division "comes out even"; that is, divide until the remainder is zero.

5 Steps of Division

Divide: 34 into 292 to get 8
Multiply: 8 × 34 to get 272
Subtract: 272 from 292 to get 20
Compare: 20 with 34
(20 must be smaller than 34)
Bring Down: 4

Divide, Multiply, Subtract, Compare

$$\begin{array}{r} 8. \\ 34.\overline{)292.4} \\ 272 \\ \hline 20 \end{array}$$

Bring down and start over.

$$\begin{array}{r} 8.6 \\ 34.\overline{)292.4} \\ 272 \\ \hline 20\ \ 4 \\ 20\ \ 4 \\ \hline \end{array}$$

The quotient of 29.24 divided by 3.4 is 8.6.

☑*Quick Check*: The estimate of 10 is close to 8.6.

Dividing By Decimals in Hundredths

Example 3: Find the quotient.

Divide: 8.0124 by 1.32

Estimate
8 ÷ 1 = 8

$$1.32\overline{)8.0124}$$

The divisor and dividend must be multiplied by 100 to make the divisor a whole number. The short cut for multiplying by 100 is move the decimal point two places to the right.

For this problem, repeat the "five steps of long division" until the division "comes out even"; that is, divide until the remainder is zero.

$$\begin{array}{r} 6. \\ 132.\overline{)801.24} \\ \underline{792} \\ 92 \end{array} \qquad \begin{array}{r} 6.0 \\ 132.\overline{)801.24} \\ \underline{792} \\ 92 \\ \underline{0} \end{array} \qquad \begin{array}{r} 6.07 \\ 132.\overline{)801.24} \\ \underline{792} \\ 92 \\ \underline{0} \\ 924 \\ \underline{924} \end{array}$$

The quotient of 8.0124 divided by 1.32 is 6.07.

☑*Quick Check*: The estimate of 8 is close to 6.07.

Dividing Whole Numbers by Decimals

When the dividend is a whole number, first show the decimal point after the dividend, and then move the decimal point to the right as many places as determined by making the divisor a whole number.

Example 4: Find the quotient.

Divide: 75 by 0.25

```
        300.
0.25 ) 75.00
       75
        00
        00
```

The divisor and dividend must be multiplied by 100 to make the divisor a whole number. The short cut for multiplying by 100 is move the decimal point two places to the right.

The quotient of 75 divided by 0.25 is 300.

Click on the bricks below to play a game.

Mail It! Dividing Decimal Numbers

Dividing Decimals and Rounding Quotients

In division, sometimes the answer does not come out even. When this occurs, divide until the quotient has one extra decimal place, and then round to the given place.

*The symbol for approximately equal to is "≈".

Example 5: Find the quotient. Round the answer to the nearest hundredth.

Divide until the quotient is in thousandths, and then round to hundredths.

Divide: 95.8 by 0.24

$$0.24\overline{)95.80}$$

$$\begin{array}{r} 399.166 \approx 399.17 \\ 24\overline{)9580.000} \\ \underline{72} \\ 238 \\ \underline{216} \\ 220 \\ \underline{216} \\ 40 \\ \underline{24} \\ 160 \\ \underline{144} \\ 160 \\ \underline{144} \\ 16 \end{array}$$

The quotient of 95.8 divided by 0.24 is approximately equal to 399.17.